



QUICK START GUIDE

POD HIU
i305 i405 i505 i605 i705
D30 D40 D50 D60

When replacing any part on this appliance, use only spare parts that you can be assured conform to the safety and performance specification that we require. Do not use reconditioned or copy parts that have not been clearly authorised by Ideal Heating.

For the very latest copy of literature for specification and maintenance practices visit our website idealheating.com where you can download the relevant information in PDF format.



This kit is suitable only for the Heat Interface Units listed below:

First Fix Kit POD HIU Indirect:

- POD i305
- POD i405
- POD i505
- POD i605
- POD i705

First Fix Kit POD HIU Direct:

- POD D30
- POD D40
- POD D50
- POD D60

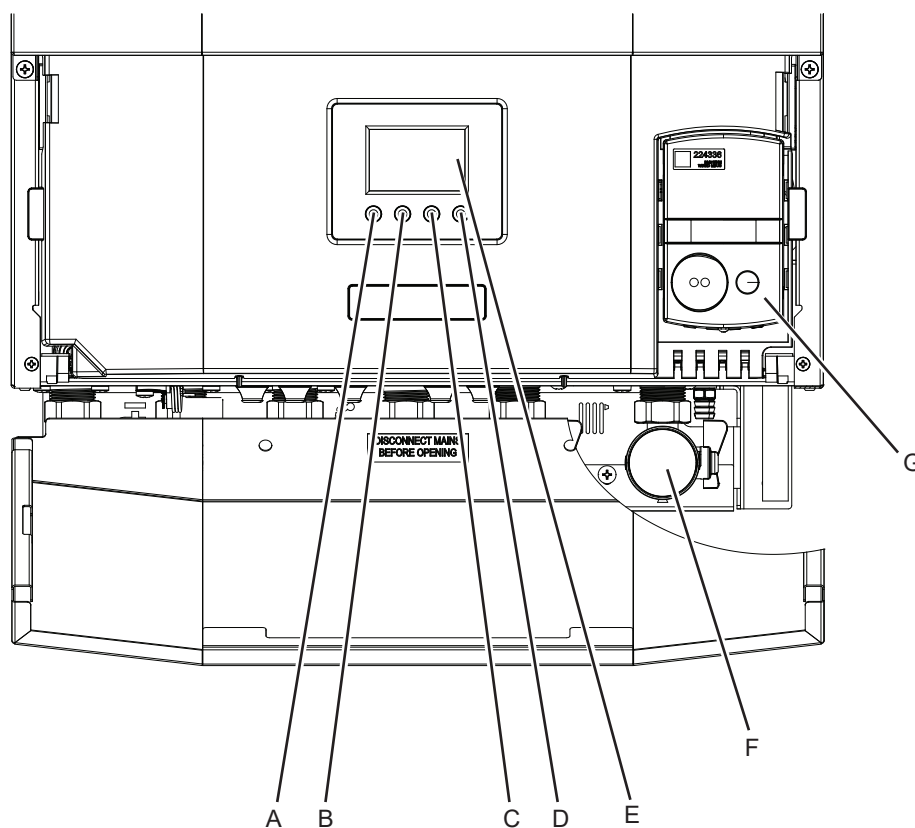
1 INTRODUCTION

HUI Overview

Use the Menu button (D) to cycle through the HIU menu and the +/- buttons (B & C) to enable the Hot Water (HW), Central Heating (CH) and HW Preheat function.


Legend

- A. Reset Button
- B. - Function Button
- C. + Function Button
- D. Menu Button
- E. HIU Status Display
- F. CH System Pressure Gauge
- G. Heat Meter (Optional)



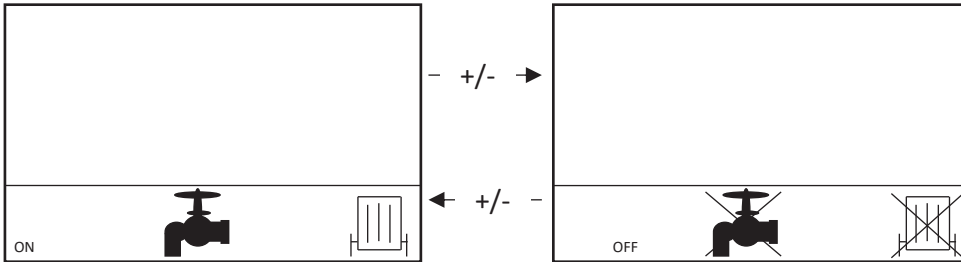
To set HW Temperature

Press Menu once to view the HW Temperature setting screen:



Now press the + or - button to set the desired HW temperature.

Press the Menu button twice to cycle through to the HW enable screen:



Press the + or - button to enable or disable HW.

Press the Menu button twice to return to the normal display.

To set CH Temperature

Press the Menu button twice to view the CH Temperature setting screen.

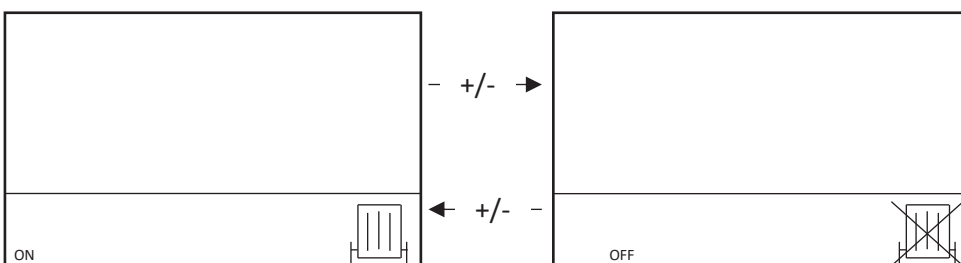
Now press the + or - button to set the desired CH temperature.



Press the Menu button once to cycle through to the CH enable screen:

Press the + or - button to enable or disable CH.

Press the Menu button 3 times to return to the normal display.



To Navigate the Heat Meter

If a Heat Meter is installed in the HIU, refer to the Operating & Installation instructions for the Ultrasonic Heat & Cooling Meter that are included in the literature pack.



FM 59915
Manufactured under
an ISO 9001
registered quality
management system

Technical Training

Our Expert Academy offer a range of training options designed and delivered by our experts in heating.
For details please contact:
expert-academy.co.uk

Ideal Boilers Ltd., pursues a policy of continuing improvement in the design and performance of its products.
The right is therefore reserved to vary specification without notice.

Ideal is a trademark of Ideal Boilers.

Registered Office

Ideal Boilers Ltd., National Avenue, Hull, East Yorkshire, HU5 4JB

Tel 01482 492251 Fax 01482 448858

Registration No. London 322 137

Ideal Commercial Technical Helpline: 01482 498376

Ideal Parts: 01482 498665

idealheating.com

ideal
HEATING