

LOGIC HEAT INTERFACE UNITS (HIUs)

PRODUCT GUIDE



WE HAVE IT **COVERED.**

idealcommercialboilers.com

ideal
COMMERCIAL

Ideal Commercial Boilers is the UK's market leader of high efficiency commercial heating solutions.

Operating from its Hull manufacturing plant and offices since 1906, Ideal Commercial Boilers is one of the few true British manufacturers left in the heating industry.



**BRITISH
MANUFACTURING**

BRING BOILERS TO LIFE

Your phone or tablet can let you appreciate our Condensing Boiler range in a new dimension.


The Ideal Commercial Eye app uses the latest technology to project 3D renders from the page of this brochure on to your device.

To see this for yourself, simply download the Ideal Commercial Eye app for free from your device's app store. Open the app and then place your device over the image that has this icon next to it:



**DOWNLOAD
THE APP**





4 HIU Introduction

Logic HIU range

6-9 Logic HIU 50 Indirect

10-13 Logic HIU 75 Indirect

14-17 Logic HIU 50 Direct MT

18-20 Logic HIU 50 Direct HT

Metering & Accessories

21 CF Echo II

21 CF UltramaxX V

21 Accessories

Condensing Boiler range

23 Evomax

24-25 Evomax Cascade

26 Imax Xtra

27 Imax Xtra EL

28 Evomod

29 Evojet

30-31 Commercial range overview

32-33 Stelrad radiators

34-35 Ideal Training & Support

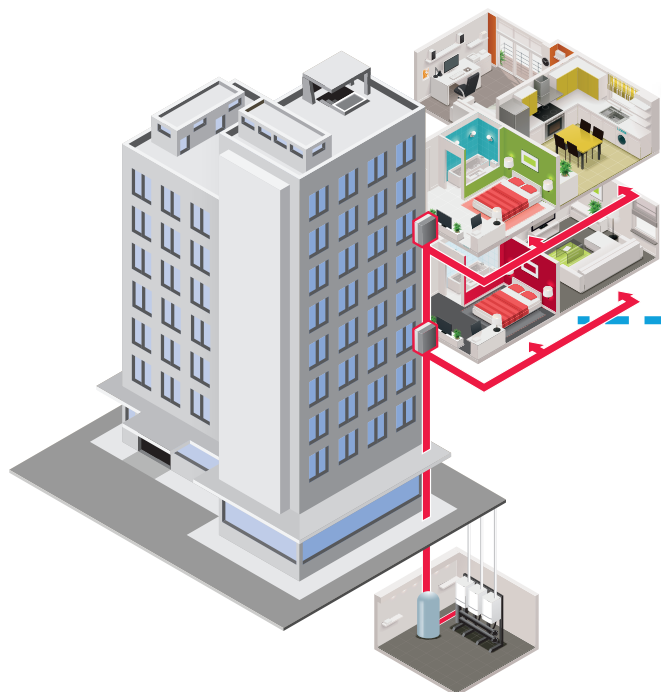
LOGIC HIU

INTRODUCTION

2 YEAR WARRANTY

TYPICAL SYSTEM

The Ideal Heat Interface Units are heat energy transfer units. Designed for use in conjunction with centralised boilers, district heating or central energy systems. The function is to efficiently transfer heat from the plant room to the individual dwelling's central heating (CH) and domestic hot water (DHW) systems.



**DOWNLOAD
THE APP**

IDEAL LOGIC HIU

Ideal HIUs incorporate an internal electronic control unit which ensures not only maximum efficiency, improved reaction time and control but also incorporates other additional features. Modulating valves control the supply of hot water to both the space heating and domestic hot water within the apartment.

The thermally insulated casings minimise heat loss from the unit.

Maximum energy saving from the HIUs can only be achieved if the system is designed correctly and HIUs are selected and sized correctly.

To ensure maximum efficiency, reliability and performance the system must be designed and commissioned in accordance with CIBSE.

BENEFITS

THE BENEFITS OF IDEAL LOGIC HIUs ARE:

- Compact design requiring a minimum amount of space
- Minimal routine maintenance since they do not require regular servicing or maintenance
- All the Logic HIUs incorporate a spacer piece which can be easily removed and a heat meter fitted inside the unit. This allows the energy used by each individual apartment to be recorded and charged accordingly

THE LOGIC HIU RANGE HAS TWO METER OPTIONS AVAILABLE:

- CF ECHO II
- CF ULTRAMAXX V

Depending upon the meter chosen the energy used can be monitored and recorded automatically which enables automatic billing to the tenants.

SAP RATING

SAP has been adopted by the Government as part of the UK's national standard for calculating the energy performance of buildings.

Every new building has to have an SAP rating. It provides a simple means of reliably estimating the energy efficiency.

SAP ratings are expressed on a scale of 1 to 100, the higher the number the more energy efficient the building.

For information on how to design Ideal Logic HIUs into your next project please refer to the Design Guide which covers:

- Unit selection
- Heating system layout
- Integration of low carbon heat sources
- Prediction of hot water simultaneous demands

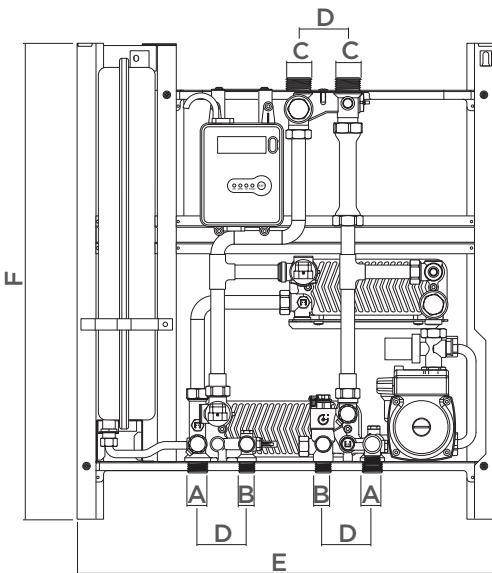
LOGIC HIU

50 INDIRECT



The Logic heat interface unit is the latest 'intelligent' range of HIU from Ideal. The Logic HIU is the complete solution for instantaneous hot water production and space heating control.

This is an indirect wall mounted HIU, providing 50 kW instantaneous priority DHW and 15 kW modulated CH. This can be converted to under floor heating including inbuilt safety thermostat capability.



CONNECTION	A	B	C
Thread	G $\frac{3}{4}$ "	G $\frac{1}{2}$ "	G1"*

D	E	F	Depth inc. Cover	kg
65mm	550mm	630mm	265mm	19

* After shut-off valves are installed the connections become a female 3/4".

FEATURES & BENEFITS

- Twin plate design hydraulically separates both domestic and space heating from the central primary supply
- Internal electronic control unit with LCD display
- The standard unit can be set to hold a stable heating flow temperature, to suit the installation (radiators, UFH for example), but crucially, can also be set to vary the heating flow temperature automatically depending on the temperature of the heating return water
- Automatically compensates for changes due to external influences, such as outside temperature etc. thereby ensuring that the unit and the system operate at maximum efficiency
- Pump bypass protection, in case of complete radiator TRV shutdown
- Compact and lightweight
- Fully insulated EPP front cover
- Convertible to underfloor heating
- Configurable hot water priority
- Pressure independent control valve
- Ability to pre-heating of the DHW exchanger

PRIMARY PERFORMANCE

Maximum working pressure:	16 bar - primary 3 bar - secondary
Maximum temperature	85°C
Max. Percentage of glycol	30%
Max. Recommended primary circuit flow rate	1.2 m ³ /h

HEATING

The temperature setting operates on the principle of set point regulation and can be fixed within application limits.

Heating Set Point	25 to 75°C
Nom. heating exchanger net output:	15 kW
Secondary circuit:	Maximum pressure rating 3 bar Maximum operating pressure 2.5 bar
Pump	UPS 15/60
Pump bypass setting	0.45 bar
Pressure switch	Opening 0.4 bar Closing 0.8 bar
Safety relief valve setting	3 bar
Safety thermostat	55°C ±3
Expansion vessel	7.5 litre
Under floor heating capability	Optional
Heating control circuit	VOLT FREE

DOMESTIC HOT WATER - DHW

INCLUDING OPTIONAL PRE HEAT FUNCTION

The DHW function takes priority over the heating function controlled by the DHW priority flow switch.

Set Point DHW temperature	42 to 60°C
Max. Domestic hot water pressure	10 bar
DHW circuit max. flow rate	18 l/m (0.3 l/s)
Min. flow rate to activate domestic flow sensor	2.7 l/m ±0.3
Max. Differential pressure on domestic water modulating valve	Δp 1.65 bar
Min. Differential pressure on domestic water modulating valve	Δp 0.35 bar
Nom. DHW heat exchanger net output	50 kW - Logic HIU 50 Indirect

ELECTRICAL

Power supply	230 V (ac)±10% 50 Hz
Max. Power consumption	105 W
Protection class	IP 40
Actuator	Stepper 24 V
Probes	NTC 10 kΩ

CONSTRUCTION

Frame	RAL 9010 sprayed steel
Protective shell cover	EPP (Expanded polypropylene)
Components	Brass BS EN 12165 CW617N
Pipes	Stainless steel
Exchanger	Brazed stainless steel

INCLUDED AS STANDARD

Heat Interface Unit 50	✓
Primary ball valve set	✓
Domestic connection flow & return valve kit	✓
Filling loop connection kit valves	✓

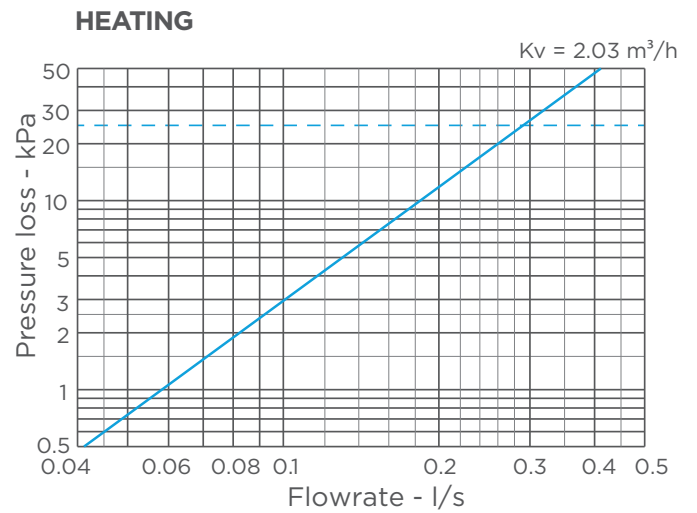
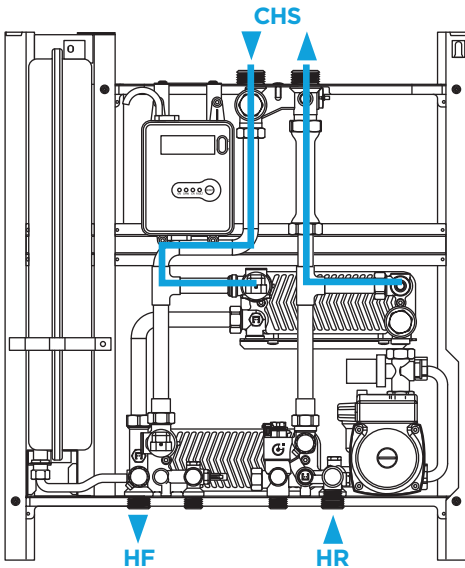
ACCESSORIES

Flushing By-pass	✓
CF Echo II	✓
CF Ultramaxx V	✓

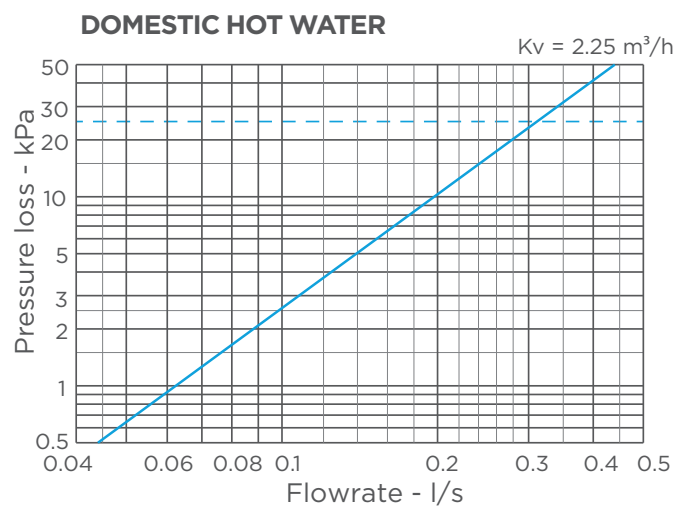
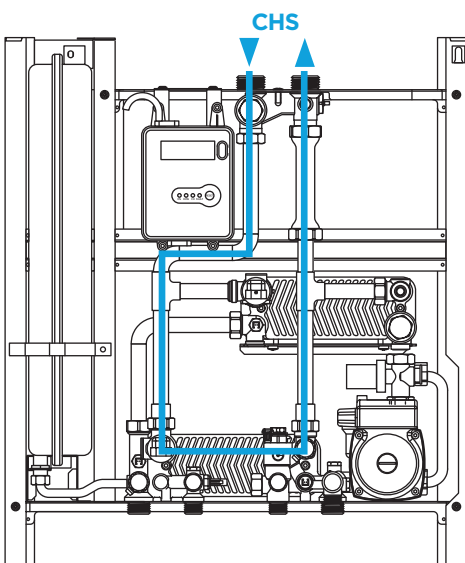
UIN	PRODUCT NAME	METERING OPTIONS
211094	Logic HIU Indirect 50	HIU only, meter not included
211347	Logic HIU Indirect 50	Factory fitted, CF Echo II MbBus 1
211351	Logic HIU Indirect 50	Factory fitted, CF Ultramaxx V MBus PS

PRIMARY FLOW CHARACTERISTICS

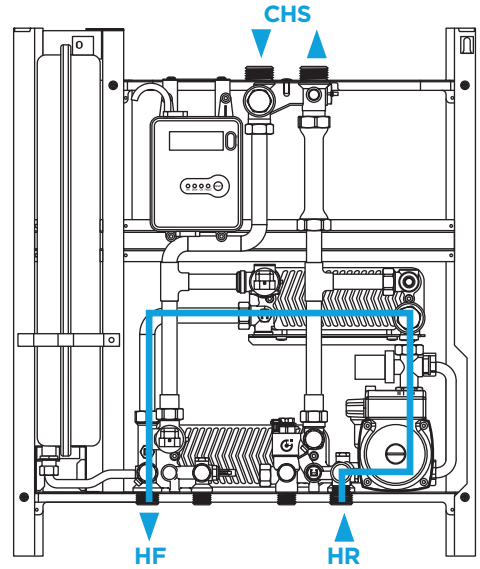
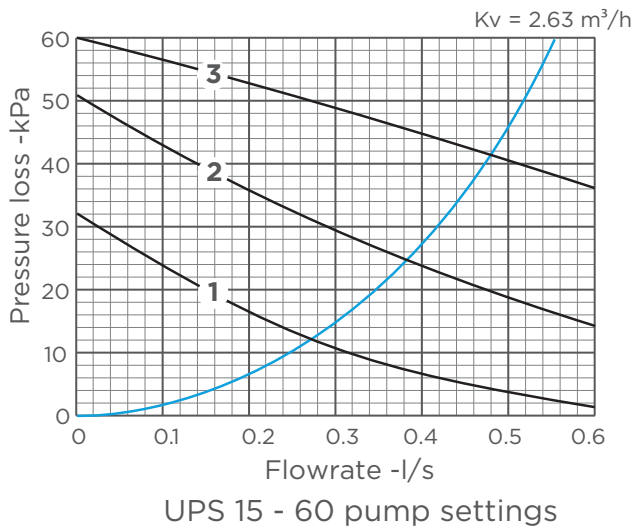
HYDRAULIC CHARACTERISTICS HEATING - PRIMARY SIDE



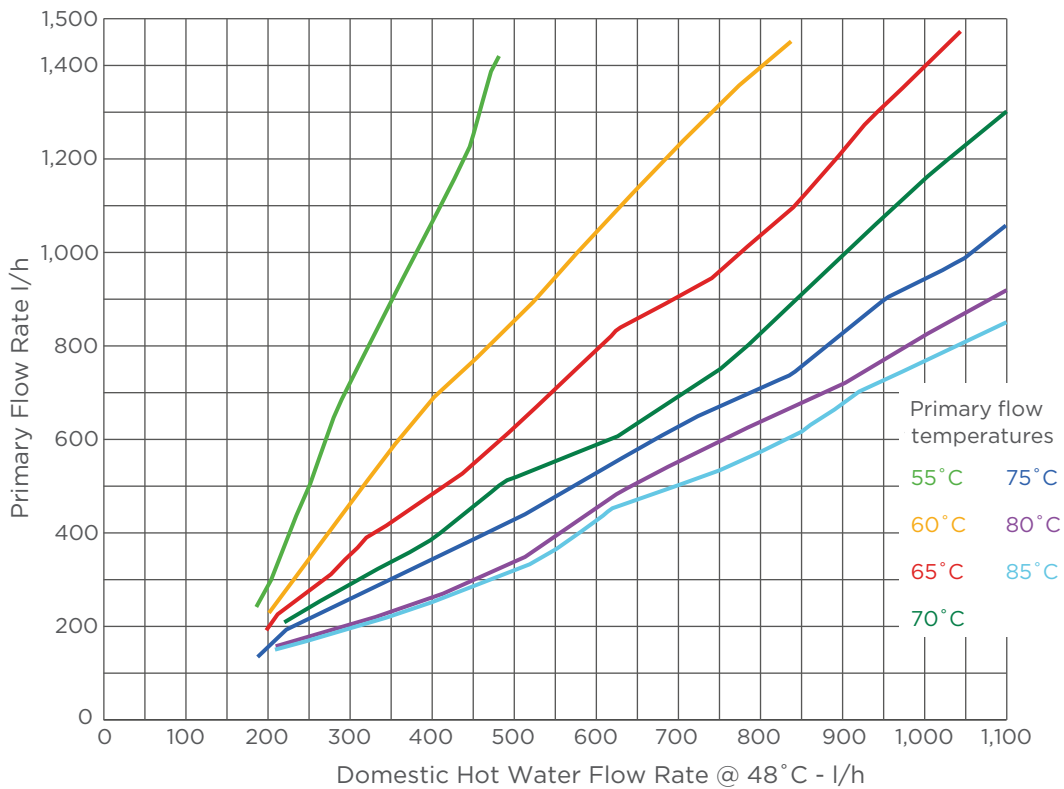
HYDRAULIC CHARACTERISTICS DOMESTIC HOT WATER - PRIMARY SIDE



HYDRAULIC CHARACTERISTICS HEATING - SECONDARY SIDE



DOMESTIC HOT WATER OUTPUT



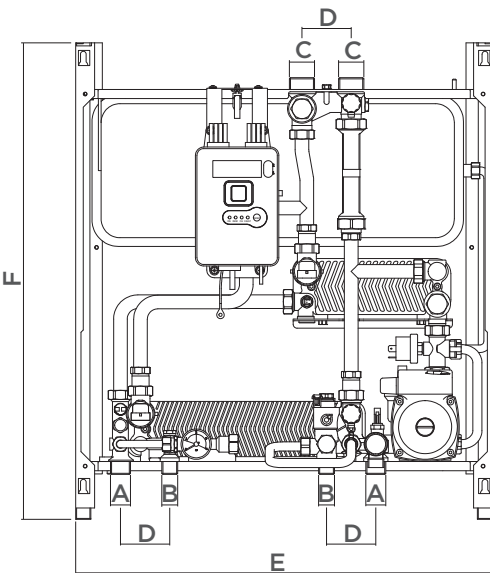
LOGIC HIU

75 INDIRECT



The Logic heat interface unit is the latest 'intelligent' range of Logic HIUs from Ideal. The Logic HIU is the complete solution for instantaneous hot water production and space heating control.

This is an indirect wall mounted HIU, providing 75 kW instantaneous priority DHW and 15 kW modulated CH. This can be converted to under floor heating including inbuilt safety thermostat capability.



CONNECTION	A	B	C
Thread	G $\frac{3}{4}$ "	G $\frac{1}{2}$ "	G1"*

D	E	F	Depth inc. Cover	kg
65mm	550mm	630mm	265mm	19

* After shut-off valves are installed the connections become a female 3/4".

FEATURES & BENEFITS

- Twin plate design hydraulically separates both domestic and space heating from the central primary supply
- Internal electronic control unit with LCD display
- The standard unit can be set to hold a stable heating flow temperature, to suit the installation (radiators, UFH for example), but crucially, can also be set to vary the heating flow temperature automatically depending on the temperature of the heating return water
- Automatically compensate for changes due to external influences, such as outside temperature etc. thereby ensuring that the unit and the system operate at maximum efficiency
- Convertible to underfloor heating
- Configurable hot water priority
- Pressure independent control valve
- Pump bypass protection, in case of complete radiator TRV shutdown
- Ability to pre-heating of the DHW exchanger

PRIMARY PERFORMANCE

Maximum working pressure:	16 bar - primary 3 bar - secondary
Maximum temperature	85°C
Max. Percentage of glycol	30%
Max. Recommended primary circuit flow rate	1.2 m ³ /h

HEATING

The temperature setting operates on the principle of set point regulation and can be fixed within application limits.

Heating Set Point	25 to 75°C
Nom. heating exchanger net output:	15 kW
Secondary circuit:	Maximum pressure rating 3 bar Maximum operating pressure 2.5 bar
Pump	UPS 15/60
Pump bypass setting	0.45 bar
Pressure switch	Opening 0.4 bar Closing 0.8 bar
Safety relief valve setting	3 bar
Safety thermostat	55°C ±3
Expansion vessel	7.5 litre
Under floor heating capability	Optional
Heating control circuit	VOLT FREE

DOMESTIC HOT WATER - DHW

INCLUDING OPTIONAL PRE HEAT FUNCTION

The DHW function takes priority over the heating function controlled by the DHW priority flow switch.

Set Point DHW temperature	42 to 60°C
Max. Domestic hot water pressure	10 bar
DHW circuit max. flow rate	26.6l/m (0.44l/s)
Min. flow rate to activate domestic flow sensor	2.7 l/m ±0.3
Max. Differential pressure on domestic water modulating valve	Δp 1.65 bar
Min. Differential pressure on domestic water modulating valve	Δp 0.35 bar
Nom. DHW heat exchanger net output	75 kW - Logic HIU 75 Indirect

ELECTRICAL

Power supply	230 V (ac)±10% 50 Hz
Max. Power consumption	105 W
Protection class	IP 40
Actuator	Stepper 24 V
Probes	NTC 10 kΩ

CONSTRUCTION

Frame	RAL 9010 sprayed steel
Protective shell cover	EPP (Expanded polypropylene)
Components	Brass BS EN 12165 CW617N
Pipes	Stainless steel
Exchanger	Brazed stainless steel

INCLUDED AS STANDARD

Heat Interface Unit 75	✓
Primary ball valve set	✓
Domestic connection flow & return valve kit	✓
Filling loop connection kit valves	✓

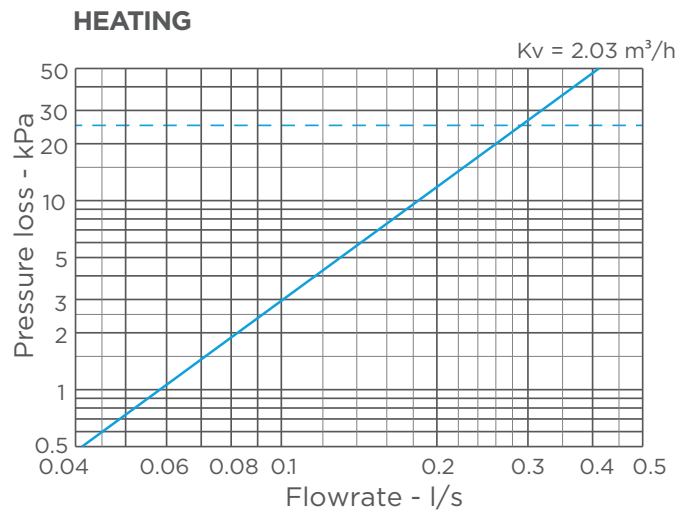
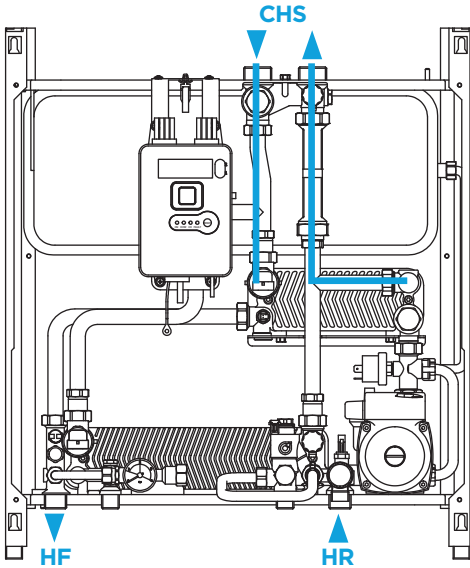
ACCESSORIES

Flushing By-pass	✓
CF Echo II	✓
CF Ultramaxx V	✓

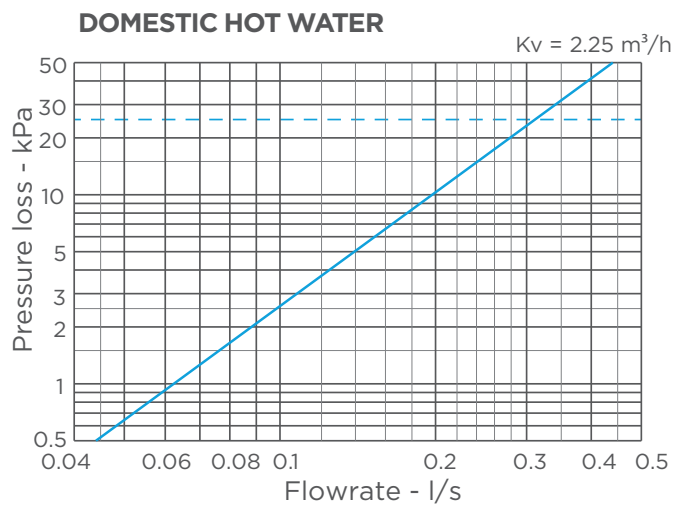
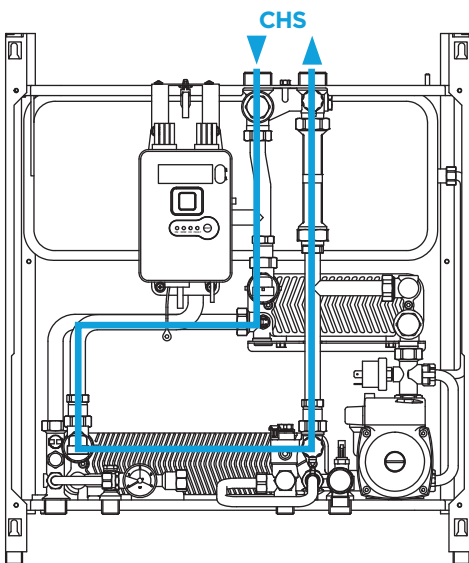
UIN	PRODUCT NAME	METERING OPTIONS
211093	Logic HIU Indirect 75	HIU only, meter not included
211346	Logic HIU Indirect 75	Factory fitted, CF Echo II MbBus 1
211350	Logic HIU Indirect 75	Factory fitted, CF Ultramaxx V MBus PS

PRIMARY FLOW CHARACTERISTICS

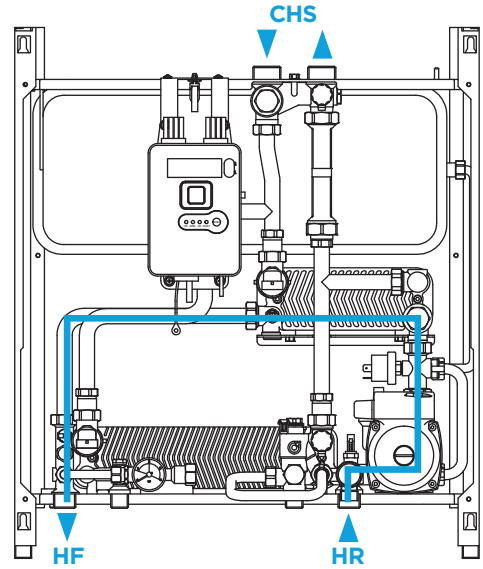
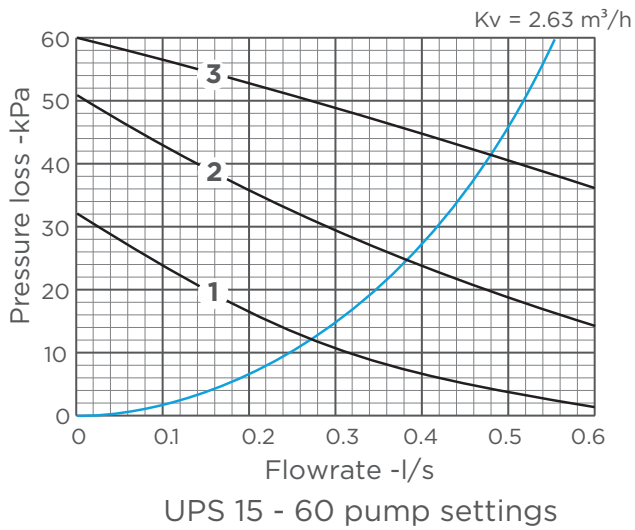
HYDRAULIC CHARACTERISTICS HEATING - PRIMARY SIDE



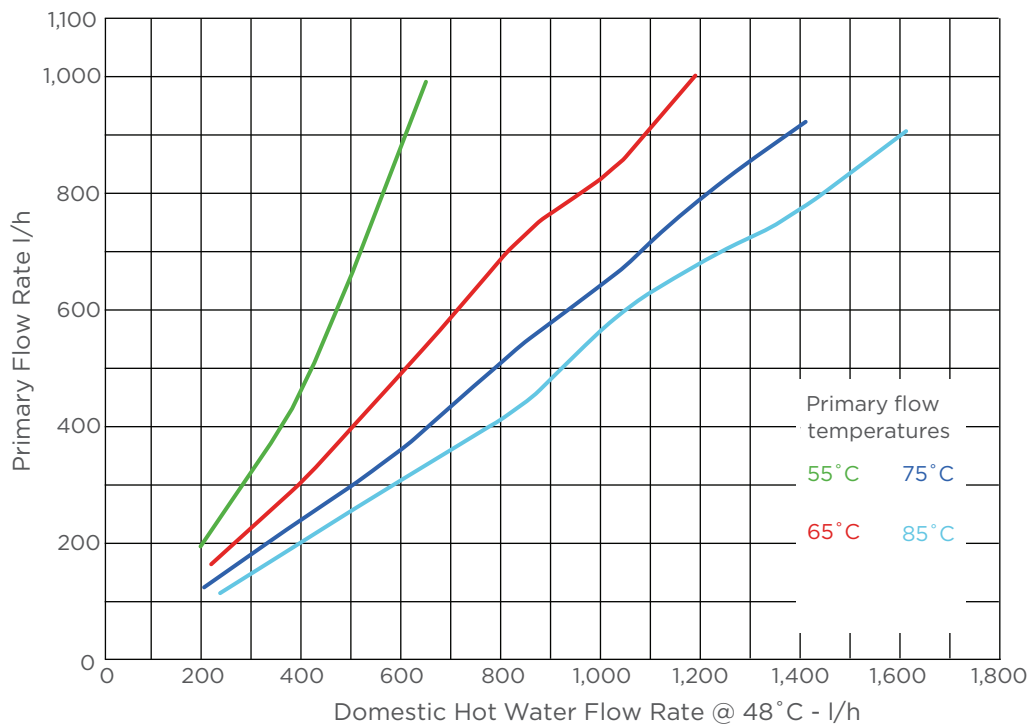
HYDRAULIC CHARACTERISTICS DOMESTIC HOT WATER - PRIMARY SIDE



HYDRAULIC CHARACTERISTICS HEATING - SECONDARY SIDE



DOMESTIC HOT WATER OUTPUT



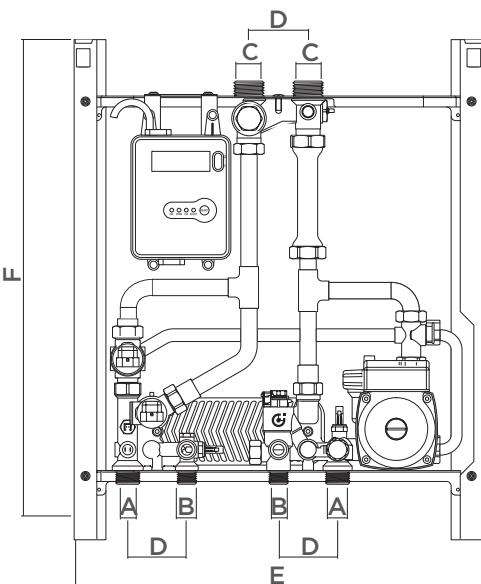
LOGIC HIU

50 DIRECT MEDIUM TEMP



The Logic heat interface unit is the latest 'intelligent' range of Logic HIUs from Ideal. The Logic HIU is the complete solution for instantaneous hot water production and space heating control.

This is a direct wall mounted HIU, providing 50 kW indirect instantaneous priority Domestic Hot Water (DHW). Central Heating (CH) is dependent upon the primary system design and pump specification.



CONNECTION	A	B	C
Thread	G $\frac{3}{4}$ "	G $\frac{1}{2}$ "	G1"*

D	E	F	Depth inc. Cover	kg
65mm	450mm	550mm	265mm	16

* After shut-off valves are installed the connections become a female 3/4".

FEATURES & BENEFITS

- Single plate design hydraulically separates the domestic water with the space heating supplied directly from the central primary supply
- Internal electronic control unit with LCD display
- Can be set to modulate the heating flow circuit for greater efficiency and to compensate for changes in the external environment
- Complete with a heating support pump, as standard, including a pump bypass loop in case of complete radiator TRV shutdown
- Compact and lightweight
- Fully insulated EPP front cover
- Includes differential pressure control valve (DPCV)** supplied and fitted to the base of the unit
- Ability to pre-heating of the DHW exchanger

PRIMARY PERFORMANCE

Maximum working pressure:	10 bar
Maximum temperature	85°C
Max. Percentage of glycol	30%
Max. Recommended primary circuit flow rate	1.2 m ³ /h

HEATING

The temperature setting operates on the principle of set point regulation and can be fixed within application limits.

Heating Set Point	50 to 75°C
Nom. heating net output	As primary and heating circuit controls permit
Heating circuit	Maximum pressure rating: 10 bar as primary and heating circuit controls permit
Pump	UPS 15/60
Pump bypass setting	0.45 bar
Heating control circuit	VOLT FREE

DOMESTIC HOT WATER - DHW

INCLUDING OPTIONAL PRE HEAT FUNCTION

The DHW function takes priority over the heating function controlled by the DHW priority flow switch.

Set Point DHW temperature	42 to 60°C
Max. Domestic hot water pressure	10 bar
DHW circuit max. flow rate	18 l/m (0.3 l/s)
Min. flow rate to activate domestic flow sensor	2.7 l/m ±0.3
Max. Differential pressure on domestic water modulating valve	Δp 0.9 bar
Min. Differential pressure on domestic water modulating valve	Δp 0.35 bar
Nom. DHW heat exchanger net output	50 kW - Logic HIU 50 Direct MT

ELECTRICAL

Power supply	230 V (ac)±10% 50 Hz
Max. Power consumption	105 W
Protection class	IP 40
Actuator	Stepper 24 V
Probes	NTC 10 kΩ

CONSTRUCTION

Frame	RAL 9010 sprayed steel
Protective shell cover	EPP (Expanded polypropylene)
Components	Brass BS EN 12165 CW617N
Pipes	Stainless steel
Exchanger	Brazed stainless steel

INCLUDED AS STANDARD

Heat Interface Unit MT	✓
Primary ball valve set	✓
Central heating flow & return valves	✓
DHW inlet and outlet connection valves	✓
Differential pressure control (DPC)	✓

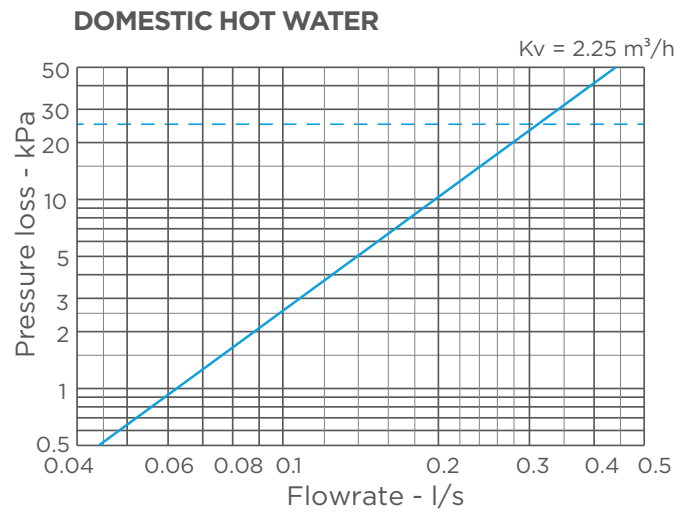
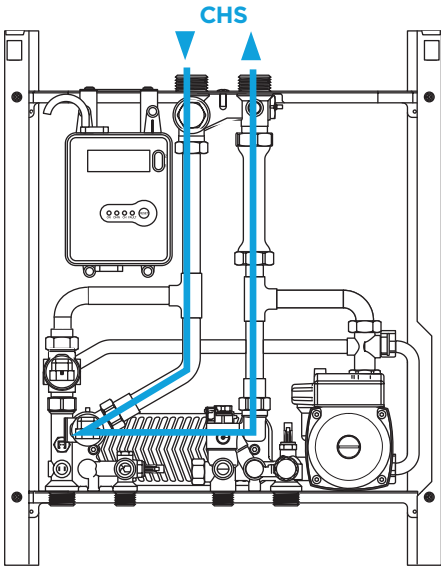
ACCESSORIES

Flushing By-pass	✓
CF Echo II	✓
CF Ultramaxx V	✓

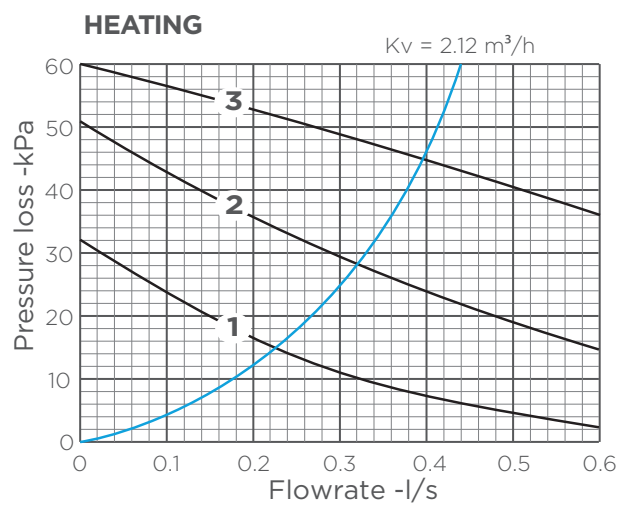
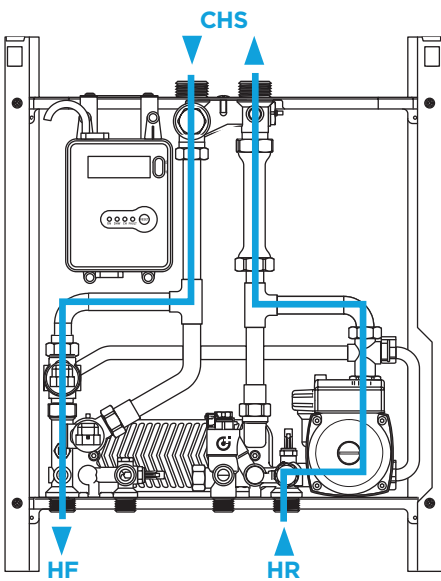
UIN	PRODUCT NAME	METERING OPTIONS
211095	Logic HIU Direct MT	HIU only, meter not included
211348	Logic HIU Direct MT	Factory fitted, CF Echo II MbBus 1
211352	Logic HIU Direct MT	Factory fitted, CF Ultramaxx V MBus PS

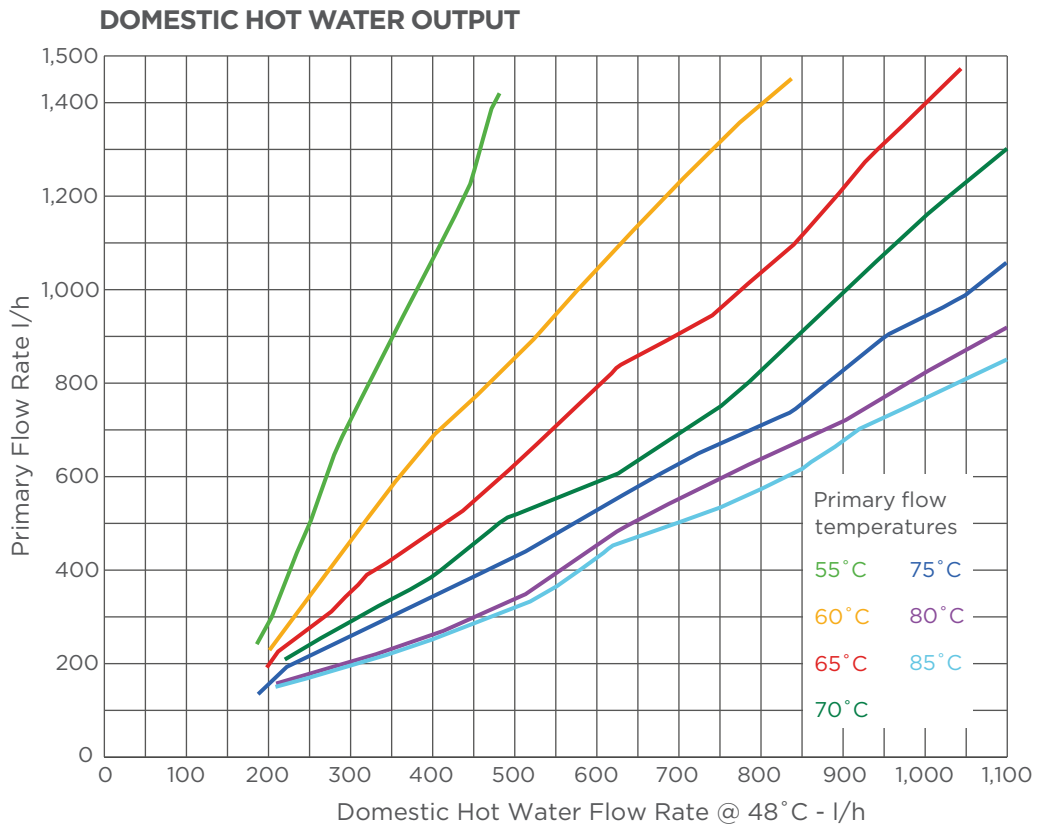
PRIMARY FLOW CHARACTERISTICS

HYDRAULIC CHARACTERISTICS DOMESTIC HOT WATER - PRIMARY SIDE



HYDRAULIC CHARACTERISTICS HEATING - PRIMARY SIDE





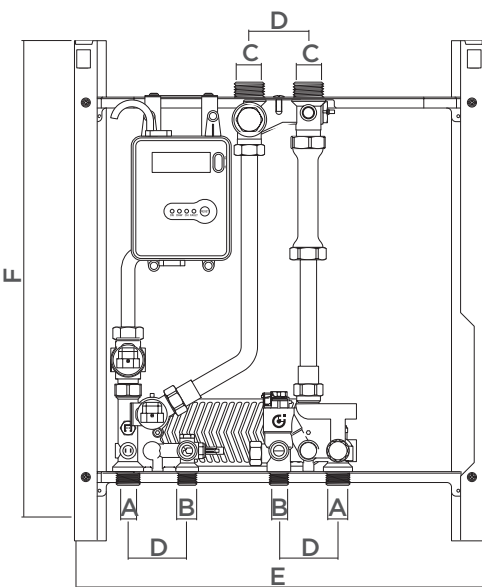
LOGIC HIU

50 DIRECT HIGH TEMP



The Logic heat interface unit is the latest 'intelligent' range of Logic HIUs from Ideal. The Logic HIU is the complete solution for instantaneous hot water production and space heating control.

This is a direct wall mounted HIU, providing 50 kW indirect instantaneous priority Domestic Hot Water (DHW). Central Heating (CH) is dependent upon the primary system design and pump specification.



CONNECTION	A	B	C
Thread	G $\frac{3}{4}$ "	G $\frac{1}{2}$ "	G1"

D	E	F	Depth inc. Cover	kg
65mm	450mm	550mm	265mm	16

* After shut-off valves are installed the connections become a female $\frac{3}{4}$ ".

FEATURES & BENEFITS

- Single plate design hydraulically separates the domestic water with the space heating supplied directly from the central primary supply
- Internal electronic control unit with LCD display
- Compact and lightweight
- Fully insulated EPP front cover
- Includes differential pressure control valve (DPCV)** supplied and fitted to the base of the unit
- Ability to pre-heating of the DHW exchanger

PRIMARY PERFORMANCE

Maximum working pressure:	10 bar
Maximum temperature	85°C
Max. Percentage of glycol	30%
Max. Recommended primary circuit flow rate	1.2 m ³ /h

HEATING

The temperature setting operates on the principle of set point regulation and can be fixed within application limits.

Heating Set Point	Dependent on primary system
Nom. heating exchanger net output	As primary and heating circuit controls permit
Heating circuit	Maximum pressure rating; as primary and heating circuit controls permit
Heating control circuit	VOLT FREE

DOMESTIC HOT WATER - DHW

INCLUDING OPTIONAL PRE HEAT FUNCTION

The DHW function takes priority over the heating function controlled by the DHW priority flow switch.

Set Point DHW temperature	42 to 60°C
Max. Domestic hot water pressure	10 bar
DHW circuit max. flow rate	18 l/m (0.3 l/s)
Min. flow rate to activate domestic flow sensor	2.7 l/m ±0.3
Max. Differential pressure on domestic water modulating valve	Δp 0.9 bar
Min. Differential pressure on domestic water modulating valve	Δp 0.35 bar
Nom. DHW heat exchanger net output	50 kW - Logic HIU 50 Direct HT

ELECTRICAL

Power supply	230 V (ac)±10% 50 Hz
Max. Power consumption	105 W
Protection class	IP 40
Actuator	Stepper 24 V
Probes	NTC 10 kΩ

CONSTRUCTION

Frame	RAL 9010 sprayed steel
Protective shell cover	EPP (Expanded polypropylene)
Components	Brass BS EN 12165 CW617N
Pipes	Stainless steel
Exchanger	Brazed stainless steel

INCLUDED AS STANDARD

Heat Interface Unit HT	✓
Primary ball valve set	✓
Central heating flow & return valves	✓
DHW inlet and outlet connection valves	✓
Differential pressure control (DPC)	✓

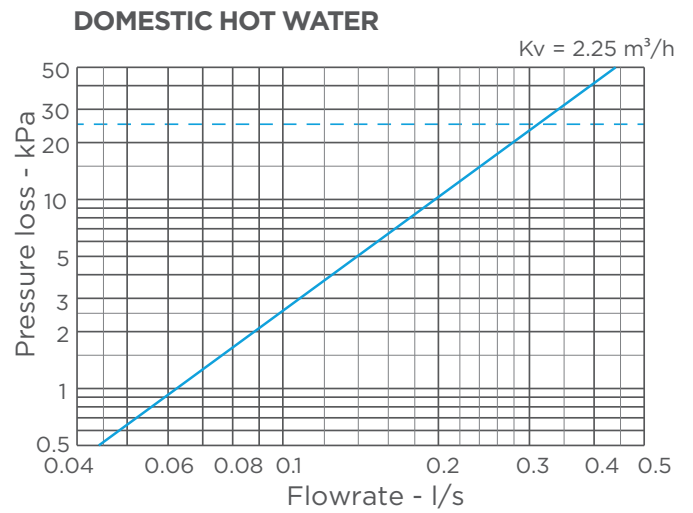
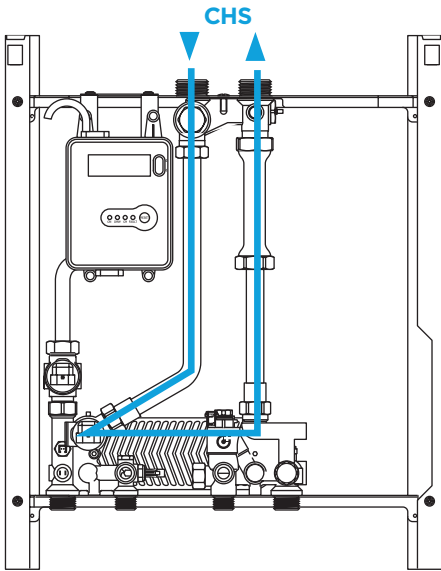
ACCESSORIES

Flushing By-pass	✓
CF Echo II	✓
CF Ultramaxx V	✓

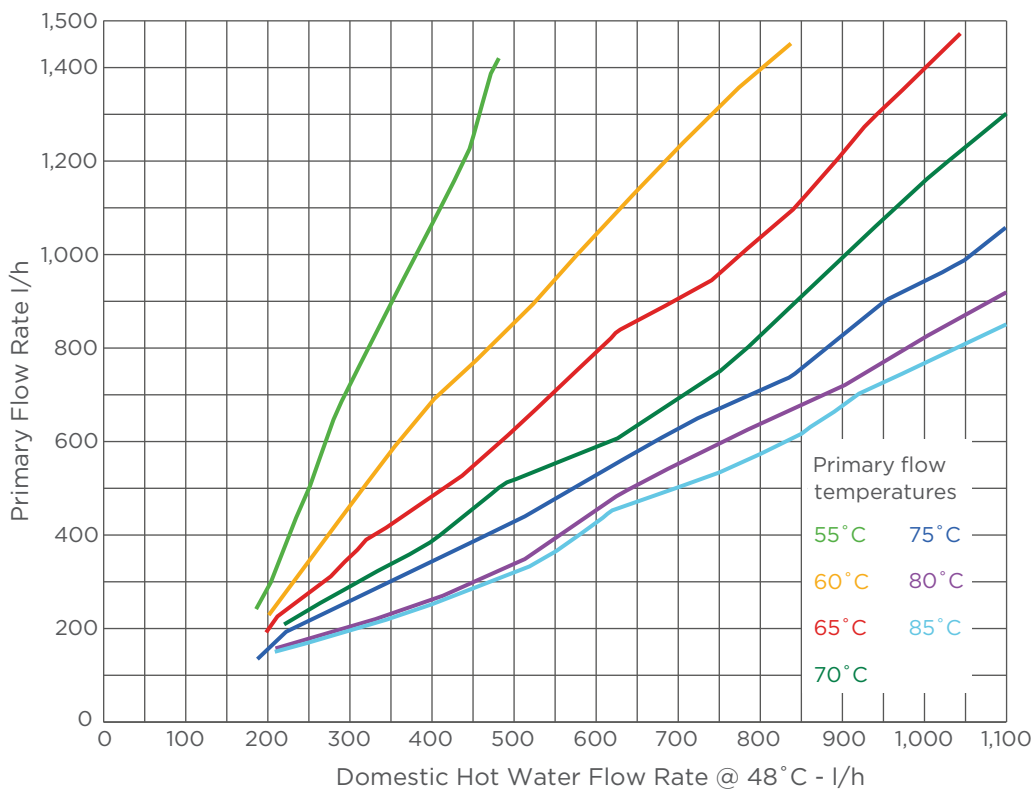
UIN	PRODUCT NAME	METERING OPTIONS
211096	Logic HIU Direct HT	HIU only, meter not included
211349	Logic HIU Direct HT	Factory fitted, CF Echo II MbBus 1
211353	Logic HIU Direct HT	Factory fitted, CF Ultramaxx V MBus PS

PRIMARY FLOW CHARACTERISTICS

HYDRAULIC CHARACTERISTICS DOMESTIC HOT WATER - PRIMARY SIDE



DOMESTIC HOT WATER OUTPUT.



METERING & ACCESSORIES



CF ECHO II

- RHI compliant
- Ultrasonic pulse measurement
- MID certified (Measuring instruments directive)
- MBus + 1 water meter



MODEL	METER	SALES CODE
Logic HIU 75 Indirect	Factory fitted CF Echo II MBus 1	211346
Logic HIU 50 Indirect		211347
Logic HIU 50 Direct MT		211348
Logic HIU 50 Direct HT		211349



CF ULTRAMAXX V.

- RHI compliant
- Ultrasonic pulse measurement
- MID compliant (Measuring instruments directive)
- MBus PS



MODEL	METER	SALES CODE
Logic HIU 75 Indirect	Factory fitted CF Ultramaxx V MBus PS	211350
Logic HIU 50 Indirect		211351
Logic HIU 50 Direct MT		211352
Logic HIU 50 Direct HT		211353



FLUSHING BYPASS
SALES CODE 211097

ACCESSORIES

FLUSHING BYPASS:

- Connects to primary flow on boiler plant side
- Enables main system pipework to be flushed and cleaned whilst HIU remains isolated
- Blanking ports as standard to allow for measuring differential pressure (test points required)



CONDENSING COMMERCIAL BOILERS



EVOMAX

30 - 150kW 5 YEAR WARRANTY*  BRITISH MANUFACTURING



Authorised User No. 00041

Available in outputs of 30, 40, 60, 80, 100, 120 and 150kW, the Evomax is designed to ensure all installation requirements can be achieved. There is also an LPG Evomax range from 30 - 80 kW for off mains installations.



FEATURES & BENEFITS

- 5 year warranty*
- Robust & light aluminium silicon alloy heat exchanger
- Up to 110% part load efficiency
- High 5:1 turndown
- Compact - one width & height for easy siting
- Simple controls interface with large backlit display
- Comprehensive range of flue, fixing and control options
- Designed for easy installation, commissioning and servicing
- Proven reliability through design, component selection and proving
- NOx <40mg/kWh (Class 5) for all natural gas models for maximum BREEAM points



DOWNLOAD THE APP



EVOMAX CASCADE

FRAME & HEADER KITS



BOILER FRAME AND HEADER KITS

The Frame and Header Kits are suitable for modular (cascade) boiler installations, and are available up to a maximum output of 600 kW, in both in-line and back-to-back arrangements.

IN-LINE KITS

Kits include flow & return headers with mixing header and gas header, all with fixing brackets. For easy connection flexible stainless steel pipe and connections are supplied together with pressure relief valves, boiler shut off valves and drain cock.

Appropriately sized ErP modulating shunt pumps are also included. Flow, return and low loss headers together with the flexible boiler connections are all pre insulated. Separate single boiler frame kits are available for use with in-line kits if required.

BACK-TO-BACK KITS

Kits include all the in-line contents plus the required special frame kits for such compact installations. Both types of kit are available for the following number of boilers and sizes. Mixing header kits and modulating pump kits are also available separately.



**DOWNLOAD
THE APP**



**FLUEING
OPTIONS**



**NOx
CLASS 5**



BIM

AVAILABLE OPTIONS

2 boilers	30-100	DN80
2 boilers	120-150	DN80
3 boilers	30-100	DN80
3 boilers	120-150	DN100
4 boilers	30-100	DN100
4 boilers	120-150	DN100
5 boilers	30-100	DN100
5 boilers	120	DN100
6 boilers	30-100	DN100

In-line kits do not include the support frame as the boilers can be wall mounted, but a frame kit is available if the wall is unsuitable to facilitate boiler mounting.

For full details of all configurations & specifications, please refer to the installation manual.

Please note, the Evomax boilers are to be ordered separately.

LOW HEIGHT FRAME & HEADER KITS

BOILER FRAME AND HEADER KITS

The Low Height Frame and Header Kits make installation much simpler in circumstances of reduced headroom, offering an option of replacing a floor standing atmospheric boiler with a high efficiency model.

Three options are available allowing for outputs from 30 kW to 450 kW.

FEATURES & BENEFITS

- Frame and Header Kits fit easily through standard doorways
- Lift weights are as low as possible
- The Low Height Frame and Header Kit is supplied on one pallette shrink wrapped together with all ancillary fittings needed for assembly
- All pipe work connections are supplied with either the boiler, header kit or are pre assembled to the header kit
- Pre assembled to header; the boiler the flow and return flexible connections, which reduce installation time
- Delivered with header kit; connection pipe assembly, non return valves & pipe work connector, all isolation valves, pressure relief valve, drain cock and associated fittings
- The Low Height Frame and Header Kit can be installed with either an Ideal Commercial Sequencer offering direct modulation of the system, reducing running costs, or a proprietary option
- The extremely compact dimensions allow for replacement of existing standard efficiency floor standing boilers, using a single wall mounted condensing boiler up to 150 kW allowing sufficient space to install flue system, pump and pipe headers
- High quality and well-finished components
- Supplied with frames and low energy modulating pumps (ErP approved)




FLUEING OPTIONS


NOx CLASS 5


BIM

AVAILABLE OPTIONS

1 Boiler	30-150	DN50 (2" BSP)	✓
2 Boiler	60-300	DN65	✓
3 Boiler	90-450	DN80	✓

IMAX XTRA

80 - 280kW 2 YEAR WARRANTY

 BRITISH MANUFACTURING



Authorised User No. 00041

The Imax Xtra range of condensing boilers is offered in six models with outputs from 80 to 280 kW suitable for floor standing application in either single or multiple applications.



FEATURES & BENEFITS

- Robust cast aluminium silicon alloy heat exchanger
- In-built commissioning and fault diagnostics
- Volt free contacts and BMS operation standard
- Meets Building Regulations (Part L2)
- Compact size - small footprint
- High 5:1 turndown
- Up to 107.5% net efficiency (fully condensing)
- Fits through standard doorways
- Conventional or room sealed flue options
- Direct weather compensation option
- NOx <40mg/kWh (Class 5) for maximum BREEAM points
- 2 year parts and labour warranty

 **DOWNLOAD THE APP**

 **FLOOR STANDING**

 **NOx CLASS 5**


 **BIM**

 **ErP COMPLIANT**

IMAX XTRA EL

320 - 1240kW **2** YEAR WARRANTY  **BRITISH MANUFACTURING**

The Imax Xtra EL range of condensing boilers is available in 10 models with outputs from 320 to 1240kW. Suitable for floor standing applications in either single or multiple installations.



FEATURES & BENEFITS

- Simple control interface with large backlit display
- Volt free contacts
- 0-10V BMS operation standard
- Robust aluminium silicon alloy heat exchanger
- Suitable for single or multiple installations
- Up to 109.8% part load at 30% output
- 2 year parts and labour warranty
- NOx <40mg/kWh
- Natural Gas
- ErP compliant (320 - 395kW)
- Building Regulation Part L2 compliant (470 - 1240kW)



**DOWNLOAD
THE APP**



Authorised User No. 00041



**FLOOR
STANDING**



**NOx
CLASS 6**



BIM



**ErP
COMPLIANT**

EVOMOD

250 - 1000kW 2 YEAR WARRANTY



Authorised User No. 00041

Available in 250, 500, 750 and 1000 kW modules, the Evomod will achieve an output up to 1MW from a single unit solution together with a minimum footprint that enables the product to be installed where space is limited. Each module provides a maximum of 250 kW heat output and will modulate down through a sophisticated control system.



FEATURES & BENEFITS

- Modules up to 3 high stacking
- Stainless steel heat exchanger
- Built in module diagnostics, sequencing and remote indication
- Plain text display for fast and easy use
- Single flue outlet, system, gas and electrical connections
- Up to 20:1 turndown: 1MW boiler can modulate down to just 46.7kW
- Easy access for servicing
- Minimum footprint with easy site handling and standard doorway access allowing simplified plant replacement
- NOx <40mg/kWh (Class 5) for maximum BREEAM points
- 2 year parts and labour warranty
- Up to 108.5% net efficiency (fully condensing)
- Single boiler control for all module options



EVOJET

150 - 1450kW **2** YEAR WARRANTY 

The Evojet condensing range of pressure jet boilers are available in 10 models with outputs from 150-1450kW. Floor standing boilers for applications in either single or multiple configurations.



FEATURES & BENEFITS

- Up to 109.3% part load efficiency
- Designed to operate up to 40°C ΔT providing minimum flow rates are achieved
- Dedicated low temp return
- Stainless steel heat exchanger
- Natural gas, LPG, oil and dual fuel models
- Triple flue pass for high operating efficiencies
- Natural gas/LPG burner options - modulating or high / low operation
- Modulation via 0-10 volt BMS, or RWF controller



**DOWNLOAD
THE APP**



COMMERCIAL RANGE OVERVIEW.

CONDENSING BOILERS



EVOMAX

- Wall Hung
- Aluminium Alloy Heat Exchanger
- 30-150 kW
- 30-80kW LPG



IMAX XTRA

- Floor Standing
- Aluminium Alloy Heat Exchanger
- 80-280 kW



IMAX XTRA EL

- Floor Standing
- Aluminium Alloy Heat Exchanger
- 320-1240 kW



EVOMOD

- Floor Standing
- Stainless Steel Heat Exchanger
- Modular
- 250-1000 kW



EVOJET

- Floor Standing
- Stainless Steel Heat Exchanger
- 150-1450kW
- Condensing Pressure Jet
- Natural Gas, LPG, Oil or Dual Fuel

PRESSURE JET BOILERS

- Floor Standing
- Range of matched burners

VISCOUNT GTS

754-1450 kW

- Cast Iron heat exchanger



VANGUARD L

420-7000kW

- Steel Shell and Tube

VICEROY GTS

450-780 kW

- Cast Iron heat exchanger



HEAT INTERFACE UNITS (HIU)

MODELS AVAILABLE:

LOGIC HIU 50 INDIRECT

LOGIC HIU 75 INDIRECT

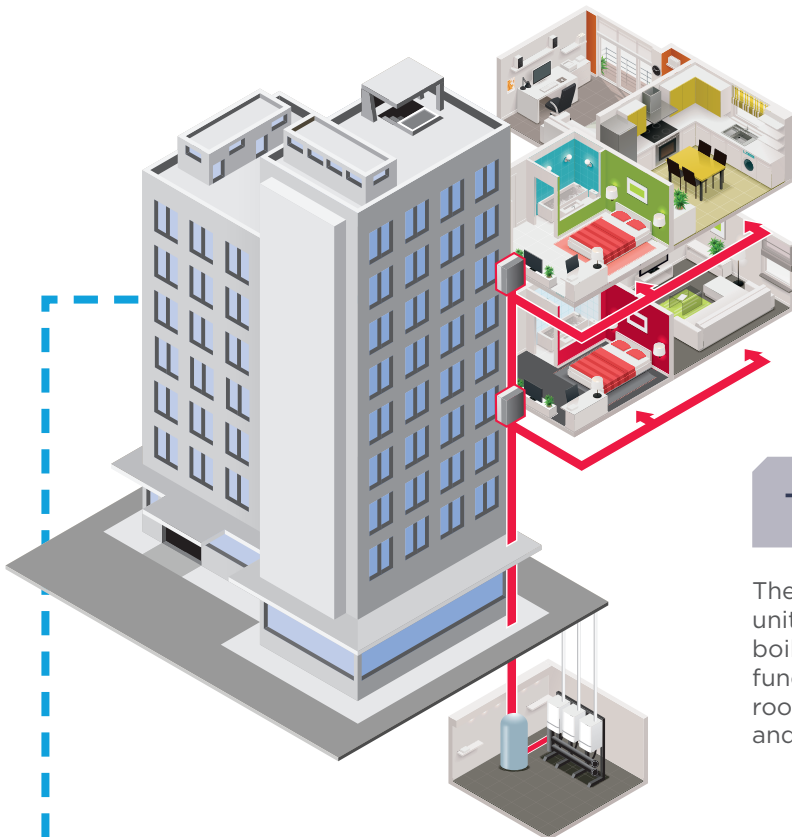
LOGIC HIU 50 DIRECT
MEDIUM TEMP. (MT)

LOGIC HIU 50 DIRECT
HIGH TEMP. (HT)

- Indirect 50 & 75 units with twin plate design
- Direct 50 MT & HT units with single plate design
- Light weight and compact
- Ultrasonic metering options available



**DOWNLOAD
THE APP**



TYPICAL SYSTEM

The Ideal Heat Interface Units are heat energy transfer units. Designed for use in conjunction with centralised boilers, district heating or central energy systems. The function is to efficiently transfer heat from the plant room to the individual dwelling's central heating (CH) and domestic hot water (DHW) systems.

COMMERCIAL
RETAIL
HEALTHCARE
EDUCATION
TRANSPORTATION

Did you know...

Stelrad now offers full specification advice and support



A leader in radiant and convective heating with efficiency at its heart

Stelrad is the UK's largest manufacturer of radiators; a business that has built a reputation for quality, efficiency, and service across Europe. As part of the Ideal Stelrad Group, we offer the widest range of radiator styles and sizes in the UK, ensuring that there is always a product to meet the needs of your project.

Flat Horizontal



Flat Vertical



Line Horizontal



Line Vertical



Line Perimeter





Comfort and performance

When striking the right balance between comfort and performance, traditional radiators offer many benefits, optimising efficiency whilst delivering localised comfort without the drying effects associated with air handling systems; essential for the wellbeing of a building's occupants.



Integral part of the building services

Radiant and convective heating products play an important role in a building's integrated environmental systems, whether fed from traditional or renewable sources. When considering ambient room temperatures, efficiency, and natural ventilation, a combination of technologies delivers superior environmental comfort and control.



Traditional solution to modern problems

Radiators offer a solution that meets the needs of both modern and traditional buildings, whether new build or refurbishment. The aesthetic appeal and energy efficiency offered by modern radiators delivers the perfect addition to building and system design, whether as a feature or as the primary source of heating.

Complete local control

The simplicity of thermostatic radiator valves provides complete local control over environments, allowing temperatures to be adjusted to suit their personal needs. This improves comfort levels and ensures energy is only used when most needed. Combined with centralised zoning controls, the energy usage of the building can be regulated and adjusted accurately to improve efficiency.

Specification support for optimum system configuration

Through years of delivering efficient heating solutions, across a wide range of sectors, our technical team has the knowledge and expertise to support you in achieving optimum system configurations to meet the needs of your projects. Working closely with you, we provide the advice and technical specifications to help enhance the efficiency of your building and environmental systems.

Contact us to find out how we can support your project:
call 01709 578950 or email
info@stelrad.com

www.stelrad.com

Slim Tube Horizontal



Slim Tube Parallel



Oval Vertical



Oval Horizontal



Radical





Trusted
heating
solutions.

HERE FOR YOU.

At Ideal, we are committed to delivering the highest levels of customer service. With over a century of experience in the heating industry, we know how important confidence and trust is to our customers.

You can be confident to know that you're partnering with a British manufacturer that's supported by a dedicated national service team, delivering help and advice to you and your customers throughout the year.

NEED HELP?

GET IN TOUCH WITH US TODAY

SALES

Tel: 0844 5436060
Fax: 0844 5436181

TECHNICAL

Tel: 01482 440237 Fax: 01482 498621
commercial.services@idealboilers.com

BOILER TRAINING

WE'VE GOT TRAINING COVERED

Our comprehensive one-day courses can be mixed and matched for individual installation and servicing companies. Each course uses a simple step-by-step approach with hands on training to ensure all aspects of commissioning, servicing, and fault finding can be dealt with quickly and efficiently.

BOOK ONLINE AT:

idealcommercialboilers.com



COMMERCIAL

WE HAVE IT **COVERED.**

P.O. Box 103, National Avenue
Kingston Upon Hull, HU5 4JN

T: 0844 5436060

F: 0844 5436181

idealcommercialboilers.com

 [@idealboilers](https://twitter.com/idealboilers)  [Ideal Boilers](https://www.linkedin.com/company/ideal-boilers)



APPROVAL

These appliances are certified to G.A.D. 90/396 and B.E.D. 92/42 Safety and Performance Directives for gas boilers. Ideal Commercial Boilers pursues a policy of continuous improvement in design and performance of its products and reserves the right to vary specification without notice. Statutory rights of the consumer are not affected.

PLEASE NOTE:

The information in this brochure was correct at the time of going to print. Ideal Commercial Boilers reserve the right to make any modifications to product specifications or any other details, without prior notification. For further clarification, please enquire in writing to the head office address (address below).